

# Hamilton Lane | Global Private Assets Fund (AUD)

## Monthly Report as of July 31, 2019

Fund Name	Hamilton Lane Global Private Assets Fund (AUD)
ARSN	631 635 393
APIR	PIM1015AU
Responsible Entity	The Trust Company (RE Services) – Perpetual
Structure	Australian Unit Trust
Inception Date	1 May 2019
Fund Size	\$52.1 Million AUD
Master Fund Size (in AUD)	\$98.9 Million AUD
Fees	Management Fee: 1.70% p.a. Performance Fee: 12.5% Hurdle Rate: 8% on Secondaries and Co/Direct Equity, 6% on Co/Direct Credit
Year-end	30 June
Since Inception Performance (AUD)*	5.12%
Unit Price (AUD)*	\$1.0512 AUD

\*As of 31 July 2019. Please refer to the current Product Disclosure Statement for additional information on the Fund.

### Fund Overview

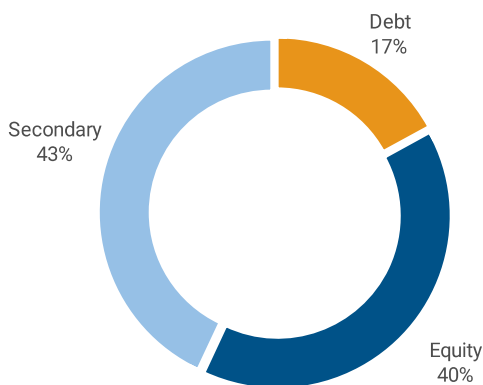
In July, the Hamilton Lane Global Private Assets Fund had its third month of performance with a 5.12% return since inception. Four new investments closed in July, meaning the portfolio is constructed of 16 investments totaling over \$32 million USD. Investments made to date include secondary transactions, equity co-investments, and credit co-investments and span across various General Partners, strategies, industries, and geographies.

July performance of 1.77% was primarily driven by a secondary investment, Project Blazer. The fund had the opportunity to acquire assets of Ares Management at attractive pricing in the secondary market. The investment closed during the month with a closing discount of approximately 30% and drove overall performance for the period.

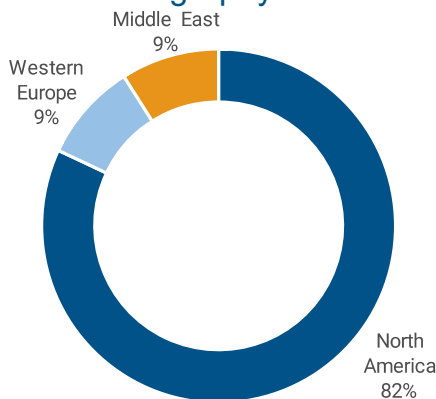
The pipeline of investments remains strong with multiple opportunities in advanced stages across investment types. Portfolio diversification will continue to evolve as investments are made in the fund.

## Portfolio Diversification by Total Exposure

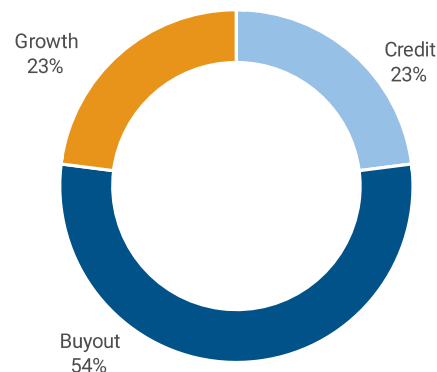
### Investment Type



### Geography



### Strategy



Source: Hamilton Lane Global Private Assets Fund. Diversification presented by total exposure as of 31 July 2019.

Past performance of the investments presented herein is not indicative of future results and should not be used as the basis for an investment decision.

# Hamilton Lane | Global Private Assets Fund (AUD)

## Monthly Report as of July 31, 2019

### Track Record

Year	Jan	Feb	Mar	Apr	May	Jun	Jul	Aug	Sep	Oct	Nov	Dec	Annual
2019	N/A	N/A	N/A	N/A	3.02%	0.26%	1.77%	-	-	-	-	-	5.12%

Please refer to endnotes.

### Top 10 Investments by Total Exposure

Company/Fund	General Partner	Investment Type	Sector	Region	Investment Date
Ares EPIC Co-Invest Delaware Feeder, L.P.	Ares Management	Secondary Investment	Energy	North America	Jul-19
NewView Capital Fund I, L.P.	NewView Capital Management	Secondary Investment	Various	North America	Oct-18
Tarsus Group (Charterhouse)	Charterhouse Capital Partners	Co/Direct Investment	Business Services	Western Europe	May-19
Monday.com	Insight Venture Partners	Co/Direct Investment	Information Technology	Middle East	Jun-19
Advisor Group	One Rock Capital Partners	Co/Direct Investment	Financials	North America	Jul-19
Ares Energy Opportunities Fund B, L.P.	Ares Management	Secondary Investment	Energy	North America	Jul-19
EagleHill Portfolio	Centre Lane Partners	Secondary Investment	Various	North America	Apr-19
Process Solutions	One Rock Capital Partners	Co/Direct Investment	Industrials	North America	Apr-19
FleetPride	American Securities Capital Partners, LLC	Co/Direct Investment	Industrials	North America	Dec-18
Aspen	Apollo Management	Co/Direct Investment	Financials	North America	Dec-18

The above noted companies/portfolios are held by the Fund at the time of writing.

**For questions and inquires, please contact :**

Hamilton Lane  
Level 36, Governor Phillip Tower  
1 Farrer Place  
Sydney, NSW 2000

+61-2-8823-3740  
gpaenquiries@hamiltonlane.com  
www.hamiltonlane.com

# Hamilton Lane | Global Private Assets Fund (AUD)

---

## Disclosures

This fact sheet is issued by The Trust Company (RE Services) Limited ABN 45 003 278 831, AFSL 235150 (TTC(RES)L) as responsible entity of, and issuer of units in, the Hamilton Lane Global Private Assets Fund (AUD) ARSN 631 635 393 (the Fund). The Fund implements its investment strategy indirectly by investing in shares into the Hamilton Lane Global Private Assets Fund, a société d'investissement à capital variable, governed by the Luxembourg law of 23 July 2016 relating to reserved alternative investments funds (Main Fund). References to the Fund include the Main Fund for investment purposes.

Hamilton Lane Advisors, L.L.C. ("Hamilton Lane") is exempt from the requirement to hold an Australian financial services license under the Corporations Act 2001 in respect of the financial services by operation of ASIC Class Order 03/1100: U.S. Securities and Exchange Commission ("SEC") regulated financial service providers. Hamilton Lane Advisors, L.L.C. is regulated by the SEC under U.S. laws, which differ from Australian laws.

This fact sheet is provided for general information purposes only and is not to be construed as solicitation of an offer to buy or sell any financial product. Accordingly reliance should not be placed on this document as the basis for making an investment, financial or other decisions. This information does not take into account your investment objectives, particular needs or financial situation. Whilst every effort is taken to ensure the information in this document is accurate, its accuracy, reliability or completeness is not guaranteed. A Product Disclosure Document (PDS) issued by TTC(RES)L dated 16 April 2019 is available for the Fund. You should obtain and consider the PDS for the Fund before deciding whether to acquire, or continue to hold, an interest in the Fund. Initial Applications for units in the Fund can only be made pursuant to the application form attached to the PDS.

The information contained in this presentation may include forward-looking statements regarding returns, performance, opinions, the fund presented or its portfolio companies, or other events contained herein. Forward-looking statements include a number of risks, uncertainties and other factors beyond our control, or the control of the fund or the portfolio companies, which may result in material differences in actual results, performance or other expectations. The opinions, estimates and analyses reflect our current judgment, which may change in the future.

All opinions, estimates and forecasts of future performance or other events contained herein are based on information available to TTC(RES)L or Hamilton Lane as of the date of this presentation and are subject to change. Past performance of the investments described herein is not indicative of future results. In addition, nothing contained herein shall be deemed to be a prediction of future performance. The information included in this presentation has not been reviewed or audited by independent public accountants. Certain information included herein has been obtained from sources that Hamilton Lane or TTC(RES)L believes to be reliable, but the accuracy of such information cannot be guaranteed.

Performance figures quoted in this document are calculated using exit prices net of fees and assuming reinvestment of distributions. No reduction is made to the unit price (or performance) to allow for tax you may pay as an investor. Performance figures are based on past performance and are not a reliable indicator of future performance. Any tables, graphs or charts relating to past performance included in this presentation are intended only to illustrate the performance of the indices, composites, specific accounts or funds referred to for the historical periods shown.

Neither TTC(RES)L or Hamilton Lane, guarantee repayment of capital or any particular rate of return from the Fund. The information herein is not intended to provide, and should not be relied upon for, accounting, legal or tax advice, or investment recommendations. You should consult your accounting, legal, tax or other advisors about the matters discussed herein.